

## HSBC Global Investment Funds

# ASIA PACIFIC EX JAPAN EQUITY HIGH DIVIDEND

Marketing communication | Monthly report February 28 2026 | Share class IC

### Investment objective

The Fund aims to provide capital growth and income by investing in a portfolio of Asia-Pacific (excluding Japan) shares, while promoting environmental, social and governance (ESG) characteristics. The Fund aims to create a portfolio that has a dividend yield above its reference benchmark. The Fund qualifies under Article 8 of SFDR.

### Investment strategy

The Fund is actively managed. In normal market conditions, the Fund will invest at least 90% of its assets in shares (or securities similar to shares) of companies of any size that are based in, Asia-Pacific (excluding Japan) region. The fund invests in both developed markets and emerging markets. The Fund includes the identification and analysis of a company's environmental and social factors and corporate governance practices as an integral part of the investment decision making process. Companies considered for inclusion within the Fund's portfolio will be subject to excluded activities in accordance with HSBC Asset Management's Responsible Investment Policies, which may change from time to time. The Fund can invest up to 50% in China A and China B-shares, up to 10% in other funds, may invest in bank deposits and money market instruments for treasury purposes and up to 10% in Real Estate Investment Trusts. See the Prospectus for a full description of the investment objectives and derivative usage.

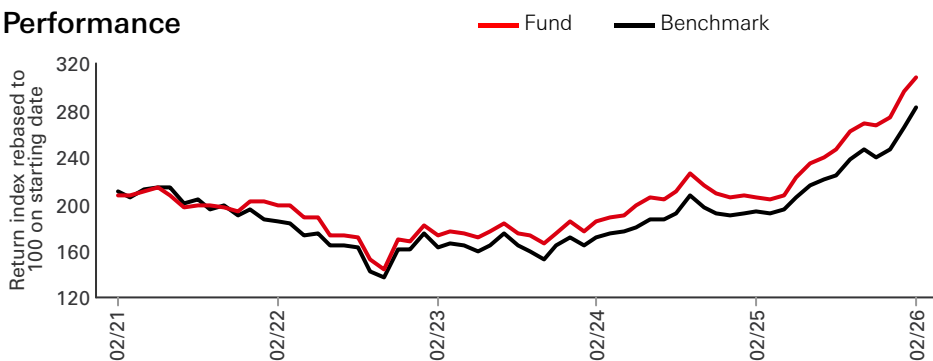
### Main risks

- **Market Risk:** The value of the Fund's investments may decline due to changing economic, political, social, regulatory or market conditions. Market risk may affect a single issuer, industry or section of the economy or it may affect the economy as a whole. Moreover, the conditions in one country or geographic region could adversely affect the Fund's investments in a different country or geographic region.
- The Fund may invest in Emerging Markets, these markets are less established, and often more volatile, than developed markets and involve higher risks, particularly market, liquidity and currency risks.
- **Style risk:** The risk that use of a growth or value investing style may fall out of favor in the marketplace for various periods of time.

### Share class details

Key metrics	
NAV per share	<b>USD 49.56</b>
Performance 1 month	<b>4.25%</b>
Volatility 3 years	<b>11.85%</b>
Fund facts	
UCITS V compliant	<b>Yes</b>
Dividend treatment	<b>Accumulating</b>
Dealing frequency	<b>Daily</b>
Valuation time	<b>17:00 Luxembourg</b>
Share class base currency	<b>USD</b>
Domicile	<b>Luxembourg</b>
Inception date	<b>September 25 2009</b>
Fund size	<b>USD 565,977,756</b>
Benchmark	<b>100% MSCI AC Asia Pacific ex Japan</b>
Managers	<b>Nilang Mehta</b>
Fees and expenses	
Minimum initial investment	<b>USD 1,000,000</b>
Ongoing charge figure <sup>1</sup>	<b>0.997%</b>
Codes	
ISIN	<b>LU0197774135</b>
Bloomberg ticker	<b>HSASPIA LX</b>
<sup>1</sup> Ongoing Charges Figure is based on expenses over a year. The figure includes annual management charge but not the transaction costs. Such figures may vary from time to time.	

### Performance



MAY LOSE VALUE ♦ NOT FDIC INSURED ♦ NO BANK GUARANTEE

**Past performance is no guarantee of future results. The performance data quoted represents past performance and current returns may be lower or higher.**

**This is a marketing communication. Please refer to the prospectus before making any final investment decisions.**

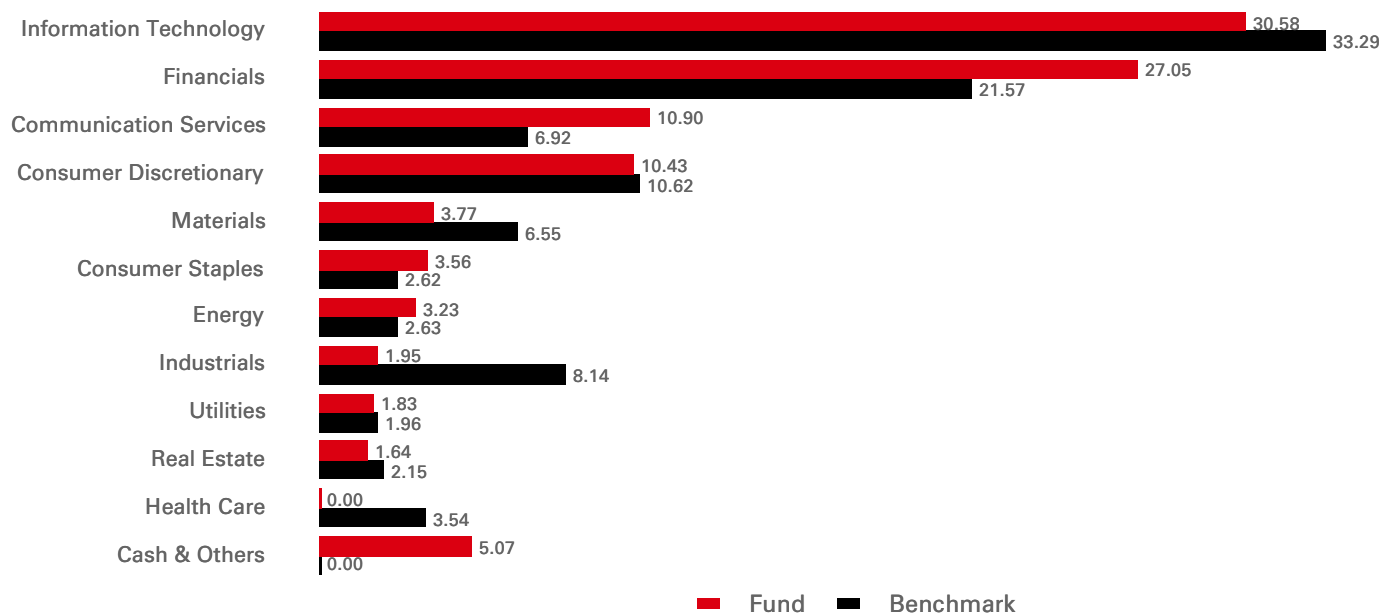
**Source: HSBC Asset Management, data as at February 28 2026**

Performance (%)	YTD	1 month	3 months	6 months	1 year	3 years ann	5 years ann
<b>IC</b>	<b>12.62</b>	<b>4.25</b>	<b>15.52</b>	<b>24.69</b>	<b>50.22</b>	<b>21.21</b>	<b>8.25</b>
Benchmark	14.56	6.08	17.79	25.50	46.13	20.12	6.04

Calendar year performance (%)	2021	2022	2023	2024	2025
<b>IC</b>	<b>4.37</b>	<b>-17.04</b>	<b>10.16</b>	<b>11.40</b>	<b>32.68</b>
Benchmark	-2.90	-17.48	7.36	10.15	29.56

Equity characteristics	Fund	Benchmark	3-Year Risk Measures	IC	Benchmark
No. of holdings ex cash	50	1,092	Volatility	11.85%	12.95%
Average market cap (USD Mil)	254,255	363,230	Information ratio	0.30	--
			Beta	0.88	--

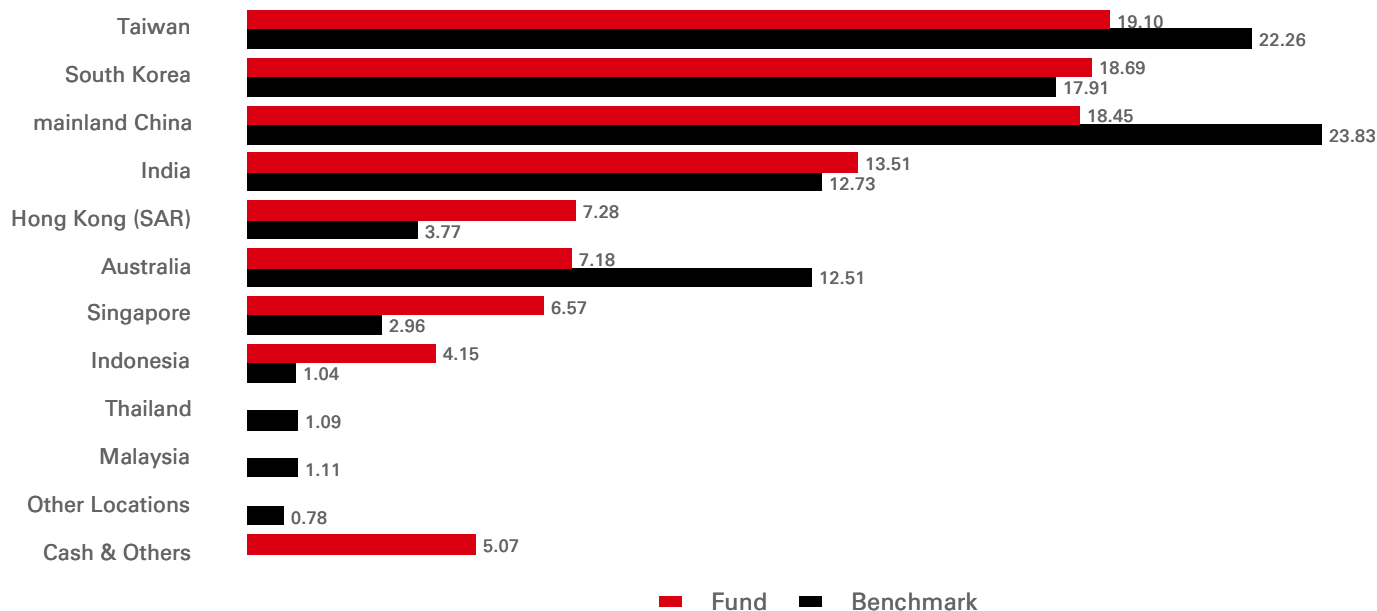
**Sector allocation (%)**



MSCI ESG Score	ESG score	E	S	G
Fund	7.1	6.3	5.8	5.8
Benchmark	6.8	6.2	5.6	5.7

The MSCI ESG Key Issue Score is the numerical, weighted average of MSCI's E, S, and G pillar scores. A higher number indicates a more favourable ESG profile in the view of MSCI. The weighted averages of the Key Issue Scores are aggregated and companies' scores are normalized by their industries. After any overrides are factored in, each company's Final Industry-Adjusted Score corresponds to a rating. For more information, see MSCI ESG Ratings Methodology @ <https://www.msci.com/esg-and-climate-methodologies>

**Geographical allocation (%)**



Top 10 holdings	Location	Sector	Weight (%)
Taiwan Semiconductor Co Ltd	Taiwan	Information Technology	9.88
Samsung Electronics Co Ltd	South Korea	Information Technology	9.26
Singapore Telecommunications Ltd	Singapore	Communication Services	3.34
Ping An Insurance Group Co of China Ltd	mainland China	Financials	3.32
Alibaba Group Holding Ltd	mainland China	Consumer Discretionary	3.13
Baidu Inc	mainland China	Communication Services	3.07
BHP Group Ltd	Australia	Materials	3.04
KB Financial Group Inc	South Korea	Financials	3.04
Hong Kong Exchanges & Clearing Ltd	Hong Kong (SAR)	Financials	2.94
King Yuan Electronics Co Ltd	Taiwan	Information Technology	2.75

## Risk disclosures

- Derivatives may be used by the Fund, and these can behave unexpectedly. The pricing and volatility of many derivatives may diverge from strictly reflecting the pricing or volatility of their underlying reference(s), instrument or asset.
- Investment Leverage occurs when the economic exposure is greater than the amount invested, such as when derivatives are used. A Fund that employs leverage may experience greater gains and/or losses due to the amplification effect from a movement in the price of the reference source.
- Further information on the potential risks can be found in the Key Information Document (KID) and/or the Prospectus or Offering Memorandum.

Follow us on:



For more information please contact us  
at Tel: 1-800-782-8183.

Website:  
[www.assetmanagement.hsbc.com/us](http://www.assetmanagement.hsbc.com/us)

---

### Glossary



[www.assetmanagement.hsbc.co.uk/api/v1/download/document/lu0165289439/gb/en/glossary](http://www.assetmanagement.hsbc.co.uk/api/v1/download/document/lu0165289439/gb/en/glossary)

## Index disclaimer

Source: MSCI. The MSCI information may only be used for your internal use, may not be reproduced or disseminated in any form and may not be used as a basis for or a component of any financial instruments or products or indices. None of the MSCI information is intended to constitute investment advice or a recommendation to make (or refrain from making) any kind of investment decision and may not be relied on as such. Historical data and analysis should not be taken as an indication or guarantee of any future performance analysis, forecast or prediction. The MSCI information is provided on an "as is" basis and the user of this information assumes the entire risk of any use made of this information. MSCI, each of its affiliates and each other person involved in or related to compiling, computing or creating any MSCI information (collectively, the "MSCI Parties") expressly disclaims all warranties (including, without limitation, any warranties of originality, accuracy, completeness, timeliness, non-infringement, merchantability and fitness for a particular purpose) with respect to this information. Without limiting any of the foregoing, in no event shall any MSCI Party have any liability for any direct, indirect, special, incidental, punitive, consequential (including, without limitation, lost profits) or any other damages. ([www.msci.com](http://www.msci.com))

## Benchmark disclosure

The Investment Advisor will use its discretion to invest in securities not included in the reference benchmark based on active investment management strategies and specific investment opportunities. It is foreseen that a significant percentage of the Fund's investments will be components of the reference benchmark. However, their weightings may deviate materially from those of the reference benchmark. Any deviations with respect to the benchmark are monitored within a comprehensive risk framework, which includes monitoring at issuer, sector and country level. The deviation of the Fund's performance relative to the benchmark is monitored, but not constrained, to a defined range.

**Source: HSBC Asset Management, data as at February 28 2026**

## Important information

This document is for information only and does not constitute investment advice, a solicitation or a recommendation to buy, sell or subscribe to any investment. It is not intended to provide and should not be relied upon for accounting, legal or tax advice. This document is not intended for distribution to or use by any person or entity in any jurisdiction or country where such distribution or use would be contrary to law or regulation. No HSBC entity makes any representation that the contents of the material are appropriate for use in all locations, or that the transactions, securities, products, instruments or services discussed are available or appropriate for sale or use by all investors or counterparties. The information here is qualified in its entirety by the information in the Fund Offering Memorandum. Shares of the Fund have not been and will not be offered or sold in the US, including its territories and possessions and all areas subject to its jurisdictions, directly or indirectly, to or for the benefit of a US Person, except in a transaction exempt from the registration requirement of the Securities Act of 1933.

HSBC Asset Management is the marketing name for the asset management businesses of HSBC Holdings Plc. HSBC Global Asset Management (USA) Inc. is an investment adviser registered with the US Securities and Exchange Commission. HSBC is a global organization that operates in many different jurisdictions worldwide. Where appropriate, HSBC entities are registered with appropriate regulatory authorities in the jurisdictions in which they are required to be registered to carry on their respective business activities. HSBC Securities (USA) Inc. is an HSBC broker dealer registered in the US with the Securities and Exchange Commission under the Securities Exchange Act of 1934. HSBC Securities (USA) Inc. is also a member of NYSE/FINRA/SIPC. HSBC Securities (USA) Inc. is not authorized by, or registered with any other non-US regulatory authority. In Peru: HSBC Bank USA NA has an authorized representative by the Superintendencia de Banca y Seguros in Perú whereby its activities abide to the General Legal Financial System - Law No. 26702. The Fund has not been registered before the Superintendencia del Mercado de Valores (SMV) and are being placed by means of a private offer. SMV has not reviewed the information provided to the investor. This presentation is only for the exclusive use of institutional investors in Perú and is not for public distribution. In Chile: Operations by HSBC's headquarters or other offices of this bank located abroad are not subject to Chilean inspections or regulations are not covered by warranty of the Chilean state. Further information may be obtained about the state guarantee to deposits at your bank or on [www.cmfchile.cl](http://www.cmfchile.cl) In Colombia: HSBC Bank USA NA has an authorized representative by the Superintendencia Financiera de Colombia (SFC) whereby its activities conform to the General Legal Financial System. SFC has not reviewed the information provided to the investor. This presentation is only for the exclusive use of institutional investors in Colombia and is not for public distribution.

HSBC Asset Management has based this material on information obtained from sources it believes to be reliable but which it has not independently verified. HSBC Asset Management and HSBC Group accept no responsibility as to its accuracy or completeness. The views expressed were held at the time of preparation and are subject to change without notice. Forecasts, projections or targets are indicative only and are not guaranteed in any way. HSBC Asset Management accepts no liability for any failure to meet such forecasts, projections or targets.

There is no assurance that a portfolio will achieve its investment objective or will work under all market conditions. The value of investments may go down as well as up and you may not get back the amount originally invested. Portfolios may be subject to certain additional risks, which should be considered carefully along with their investment objectives and fees. The fund portfolio will progressively invest in cash, sovereign bonds, money market instruments as the fund gets closer to the term date. The fund operates swing pricing to cover transaction costs and in the event of redemptions it also covers portfolio dilution. Investors in Distribution share classes should note that investments from Capital-Accumulation share classes could affect the overall portfolio return.

The contents of this document are confidential and may not be reproduced or further distributed to any person or entity, whether in whole or in part, for any purpose without prior written permission.

© Copyright 2026. HSBC Asset Management. All rights reserved